

Catalog of reusable materials from the original Champlain Bridge



Ponts
JACQUES CARTIER +
CHAMPLAIN
Bridges
Canada


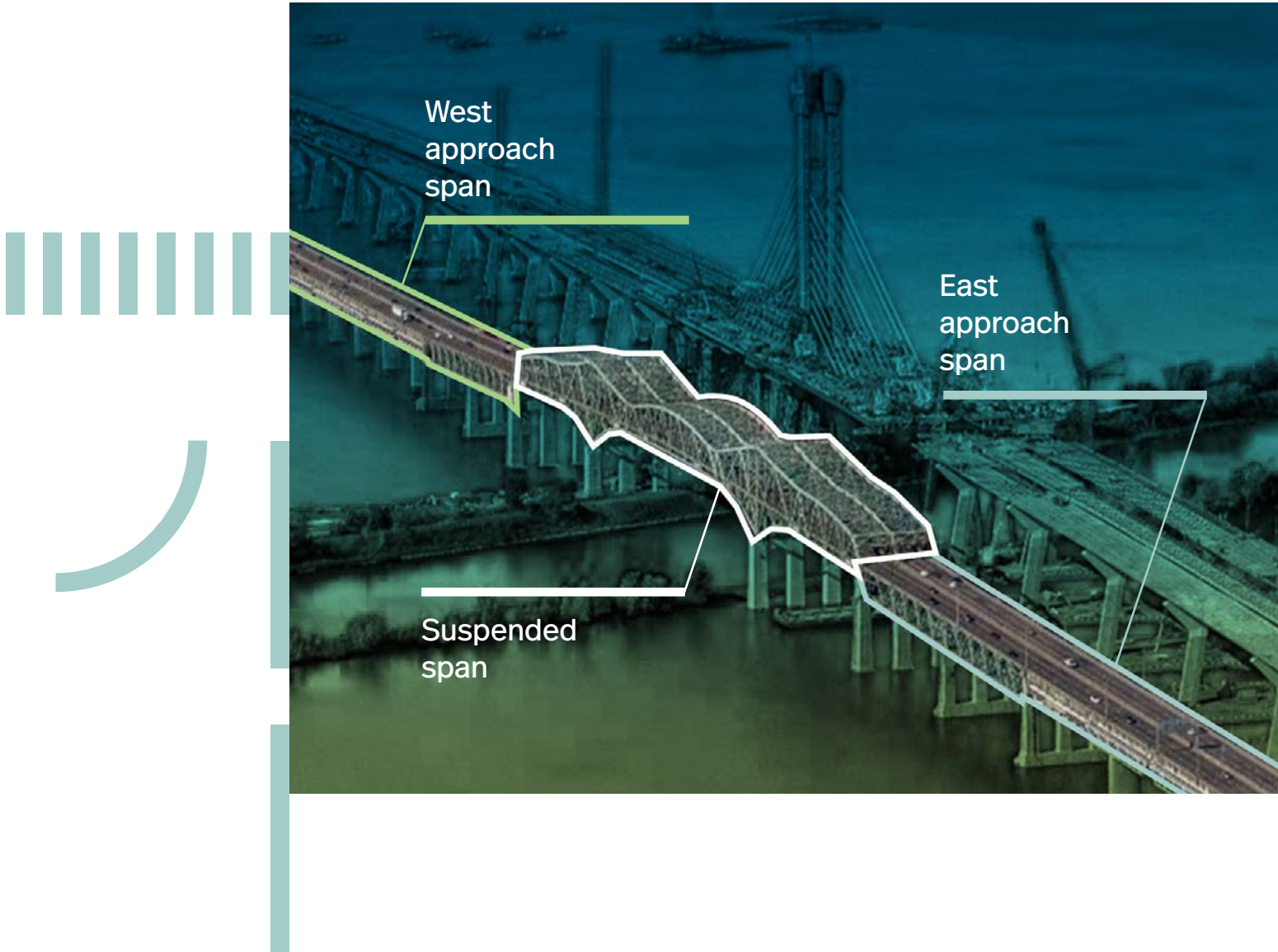


Table of contents

Section 1	4	Section 2	17
Profile A	5	Profile S1	18
Profile B	6	Profile S2	19
Profile C	7	Profile S3	20
Profile D	8	Profile S4	21
Profile D1	9	Profile S5	22
Profile E	10	Profile S6	23
Profile F	11	Profile S7	24
Profile O1	12	Profile S8	25
Profile O2	13		
Profile O6	14		
Profile O7	16		

Location
of materials
on the bridge





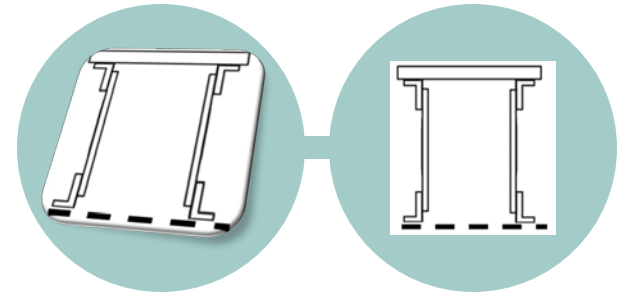
Ponts
JACQUES CARTIER +
CHAMPLAIN
Bridges
Canada

Section I

Main chords

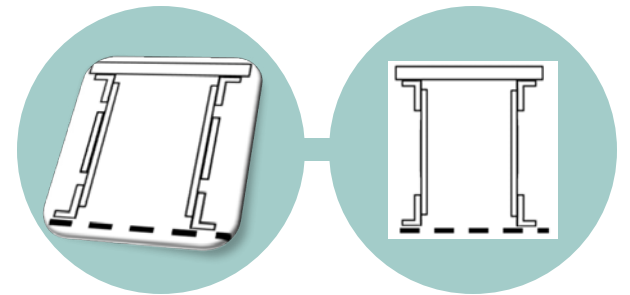

Profile A

Name	Span	Location	Function	Length (m)	Weight (kg/m)	Total weight (kg)	Height (mm)	Quantity available	Price (ea.)
41A	Approach	XAU00-U01	Top chord	6,4	250	1600	730	4	\$128
46A	Approach	XAU11-U12	Top chord	6,4	250	1600	730	4	\$128



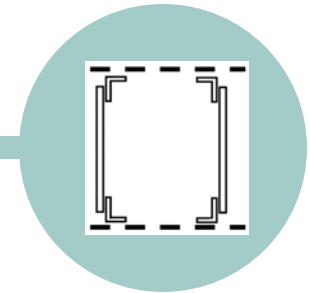
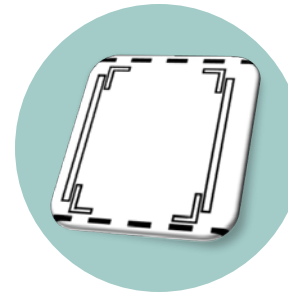
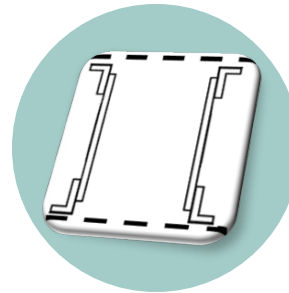
Profile B

Name	Span	Location	Function	Length (m)	Weight (kg/m)	Total weight (kg)	Height (mm)	Quantity available	Price (ea.)
43A	Approach	XAU01-U03	Top chord	6,4	450	2880	730	4	\$230
44A	Approach	XAU03-U04	Top chord	6,4	500	3200	730	4	\$256
44A	Approach	XAU04-U05	Top chord	6,4	500	3200	730	4	\$256
44B	Approach	XAU07-U08	Top chord	6,4	500	3200	730	5	\$256



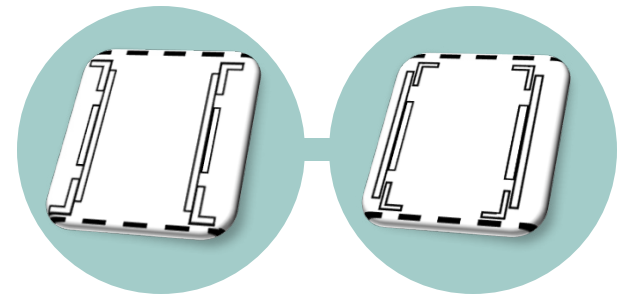


Profile C

Name	Span	Location	Function	Length (m)	Weight (kg/m)	Total weight (kg)	Height (mm)	Quantity available	Price (ea.)
71B	Approach	XAU01-L02	Diagonal	11,2	210	2352	520	4	\$187
71D	Approach	XAL10-U11	Diagonal	11,2	210	2352	520	4	\$187
71C	Approach	XAU11-L12	Diagonal	11,2	210	2352	520	4	\$223
77H	Approach	AU09-L10	Diagonal	11,16	220	2455,2	520	2	\$196



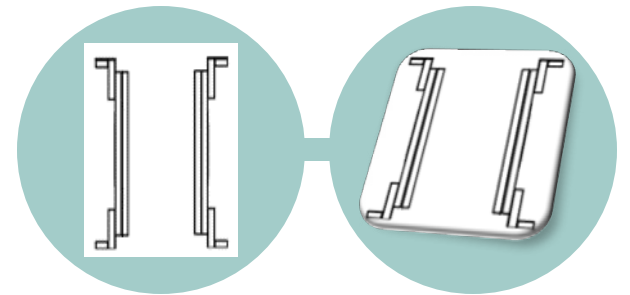

Profile D

Name	Span	Location	Function	Length (m)	Weight (kg/m)	Total weight (kg)	Height (mm)	Quantity available	Price (ea.)
51B	Approach	XAL06-L08	Lower chord	12,8	420	5376	620	4	\$430
306A	Suspended	XL19-L20	Lower chord	9,8	410	4014	1040	4	\$321
306A	Suspended	XL20-L21	Lower chord	9,8	410	4014	1040	4	\$321
307A	Suspended	XL21-L22	Lower chord	9,8	480	4699	1040	2	\$375





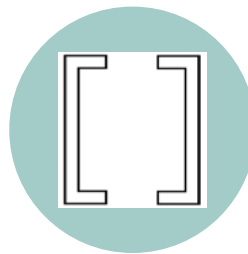

Profile D1

Name	Span	Location	Function	Length (m)	Weight (kg/m)	Total weight (kg)	Height (mm)	Quantity available	Price (ea.)
304A	Suspended	XU17-U17.5	Top chord	4,3	500	2150	980	2	\$173





Profile E

Name	Span	Location	Function	Length (m)	Weight (kg/m)	Total weight (kg)	Height (mm)	Quantity available	Price (ea.)
72D	Approach	XAU05-L06	Diagonal	11,2	80	896	310	4	\$71
72F	Approach	XAL06-U07	Diagonal	11,2	80	896	310	5	\$71
72G	Approach	XAU07-L08	Diagonal	11,2	110	1232	380	4	\$98
72B	Approach	XAL08-U09	Diagonal	11,2	140	1568	460	2	\$124





Profile F

Name	Span	Location	Function	Length (m)	Weight (kg/m)	Total weight (kg)	Height (mm)	Quantity available	Price (ea.)
314A	Suspended	XL18-U18	Vertical	10,7	90	963	460	4	\$76



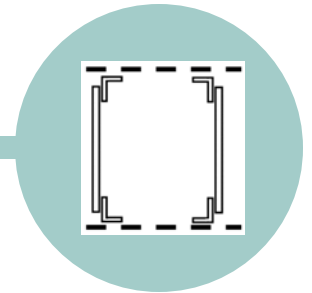
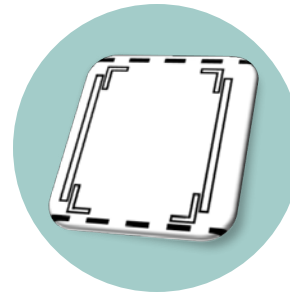
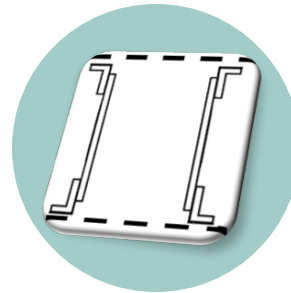

Profile 01

Name	Span	Location	Function	Length (m)	Weight (kg/m)	Total weight (kg)	Height (mm)	Quantity available	Price (ea.)
301A	Suspended	XU19-U20	Top chord	9,9	501	5096	970	4	\$389



Profile 02

Name	Span	Location	Function	Length (m)	Weight (kg/m)	Total weight (kg)	Height (mm)	Quantity available	Price (ea.)
323A	Suspended	L19-L20	Lower chord	9,8	620	6076	1070	2	\$485
323A	Suspended	L20-L21	Lower chord	9,8	620	6076	1070	2	\$485

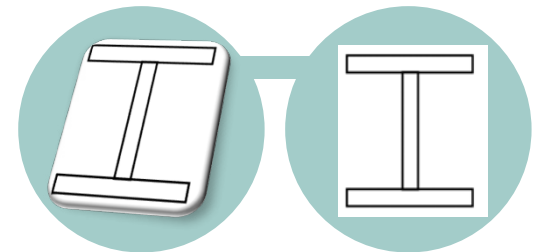


Profile 06

Name	Span	Location	Function	Length (m)	Weight (kg/m)	Total weight (kg)	Height (mm)	Quantity available	Price (ea.)
74H	Approach	XAL00-U00	Vertical	7,8	120	936	360	8	\$75
74A	Approach	XAL02-U02	Vertical	9,1	120	1092	360	8	\$87
74B	Approach	XAL04-U04	Vertical	9,1	120	1092	360	8	\$87
74C	Approach	XAL06-U06	Vertical	9,14	120	1097	360	8	\$87
74E	Approach	XAL08-U08	Vertical	9,14	120	1097	360	8	\$87
74F	Approach	XAL10-U10	Vertical	9,14	120	1097	360	8	\$87

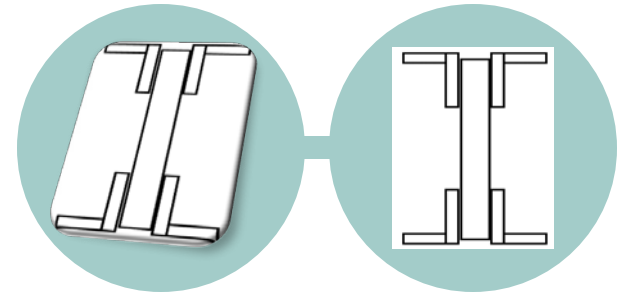

Profile 06 (continued)

Name	Span	Location	Function	Length (m)	Weight (kg/m)	Total weight (kg)	Height (mm)	Quantity available	Price (ea.)
74G	Approach	XAL12-U12	Vertical	9,1	120	1097	360	8	\$87
74D	Approach	AL00-U00	Vertical	7,8	120	938	360	6	\$75
74I	Approach	AL02-U02	Vertical	9,1	120	1097	360	8	\$87
74J	Approach	AL04-U04	Vertical	9,1	120	1097	360	8	\$87
74K	Approach	AL06-U06	Vertical	9,1	120	1097	360	4	\$87



Profile 07

Name	Span	Location	Function	Length (m)	Weight (kg/m)	Total weight (kg)	Height (mm)	Quantity available	Price (ea.)
333C	Suspended	L18-U18	Vertical	15,2	120	1284	460	2	\$102





Ponts
JACQUES CARTIER +
CHAMPLAIN
Bridges
Canada

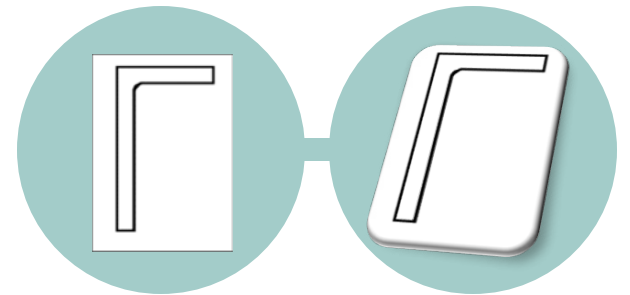


Section 2

Secondary chords

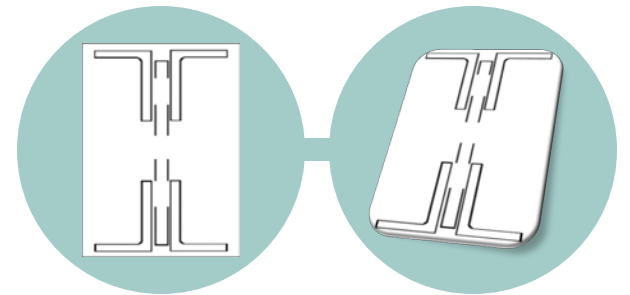

Profile S1

Name	Span	Location	Function	Length (m)	Weight (kg/m)	Total weight (kg)	Height (mm)	Quantity available	Price (ea.)
81C	Approach	Diagonal bracing between trusses	Top Lateral	8,4	15	126	152	28	\$10



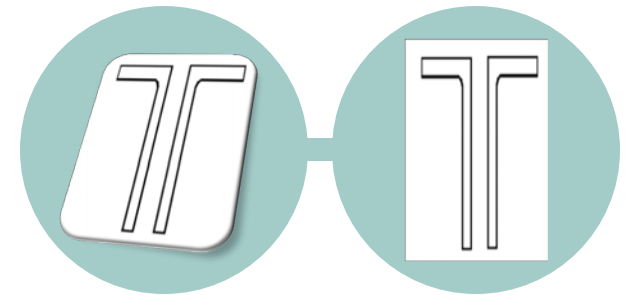
Profile S2

Name	Span	Location	Function	Length (m)	Weight (kg/m)	Total weight (kg)	Height (mm)	Quantity available	Price (ea.)
81H	Approach	Diagonal bracing between trusses	Lower Lateral	4,1	48	197	620	74	\$15



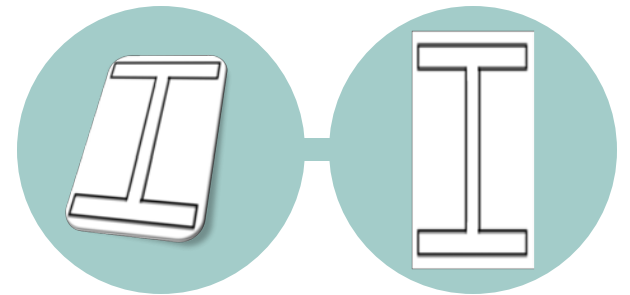
Profile S3

Name	Span	Location	Function	Length (m)	Weight (kg/m)	Total weight (kg)	Height (mm)	Quantity available	Price (ea.)
82B	Approach	Transverse frame	Diagonal	5,1	31	158,1	152	60	\$12
82C	Approach	Transverse frame	Diagonal	5,1	31	158,1	152	60	\$12



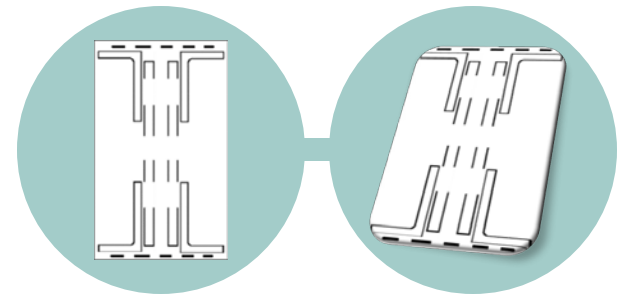
Profile S4

Name	Span	Location	Function	Length (m)	Weight (kg/m)	Total weight (kg)	Height (mm)	Quantity available	Price (ea.)
80F	Approach	Diagonal bracing between trusses	Lower lateral	6,7	345	2312	940	6	\$184



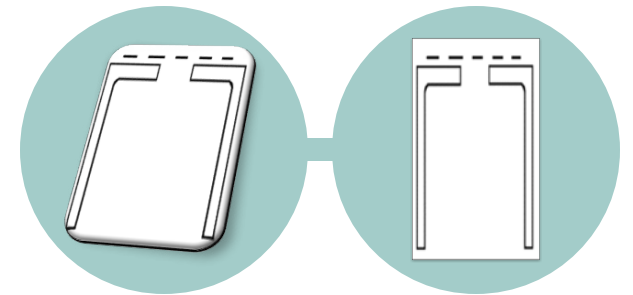
Profile S5

Name	Span	Location	Function	Length (m)	Weight (kg/m)	Total weight (kg)	Height (mm)	Total quantity of bridge components	Quantity available	Price (ea.)
339C	Suspended	Transverse beam between trusses	Top bracing	12,5	90	1125	970	2	2	\$90



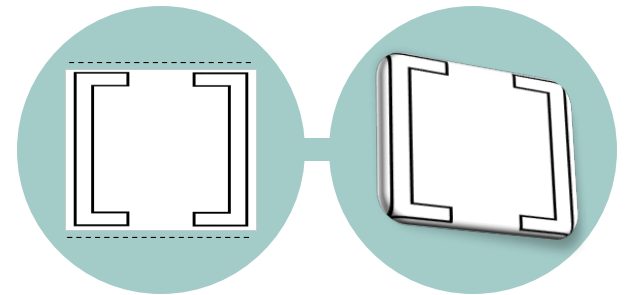
Profile S6

Name	Span	Location	Function	Length (m)	Weight (kg/m)	Total weight (kg)	Height (mm)	Total quantity of bridge components	Quantity available	Price (ea.)
342D	Suspended	Transverse frame	Diagonal	3,6	36	130	152	8	8	\$10
342F	Suspended	Transverse frame	Diagonal	3,6	36	130	152	8	3	\$10



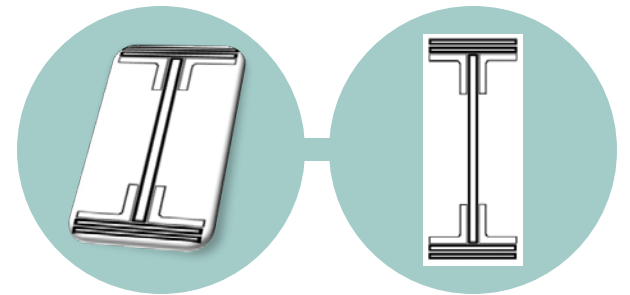

Profile S7

Name	Span	Location	Function	Length (m)	Weight (kg/m)	Total weight (kg)	Height (mm)	Total quantity of bridge components	Quantity available	Price (ea.)
336B	Suspended	Transverse frame	Top bracing	12,7	62	787	305	4	2	\$62



Profile S8

Name	Span	Location	Function	Length (m)	Weight (kg/m)	Total weight (kg)	Height (mm)	Quantity available	Price (ea.)
247A	Suspended	Transverse beam between trusses	Deck beam	12,3	450	5535	1750	4	\$442



index

Profile	Name	Span			
Profile A	41A	Approach	Profile O6	74H	Approach
Profile A	46A	Approach	Profile O6	74A	Approach
Profile B	43A	Approach	Profile O6	74B	Approach
Profile B	43A	Approach	Profile O6	74C	Approach
Profile B	44A	Approach	Profile O6	74E	Approach
Profile B	44B	Approach	Profile O6	74F	Approach
Profile C	71B	Approach	Profile O6	74G	Approach
Profile C	71D	Approach	Profile O6	74D	Approach
Profile C	71C	Approach	Profile O6	74I	Approach
Profile C	77H	Approach	Profile O6	74J	Approach
Profile D	51B	Approach	Profile O6	74K	Approach
Profile D	306A	Suspended	Profile O7	333A	Suspended
Profile D	306A	Suspended	Profile S1	81C	Approach
Profile D	307A	Suspended	Profile S2	81H	Approach
Profile D1	304A	Suspended	Profile S3	82B	Approach
Profile E	72D	Approach	Profile S3	82C	Approach
Profile E	72F	Approach	Profile S4	80F	Approach
Profile E	72G	Approach	Profile S5	339C	Suspended
Profile E	72B	Approach	Profile S6	342D	Suspended
Profile F	314A	Suspended	Profile S6	342F	Suspended
Profile O1	301A	Suspended	Profile S7	336B	Suspended
Profile O2	323A	Suspended	Profile S8	247A	Suspended
Profile O2	323A	Suspended			